




































## Quarter 4/Year End indicator report

PI Status		Long Term Trends		Short Term Trends	
	Alert		Improving		Improving
	Warning		No Change		No Change
	OK		Getting Worse		Getting Worse
	Unknown				
	Data Only				

### Community

COMi8 Number of successful fly tipping and duty of care prosecutions	Environment	Public Protection Portfolio	5	Tracking Indicator Only		19	Tracking Indicator Only		
LI107 Number of litter and dog fouling Fixed Penalty Notices (FPN) served	Environment	Public Protection Portfolio	12	Tracking Indicator Only		49	Tracking Indicator Only		
LI133 Number of fly tipping incidents reported to	Environment	Public Protection Portfolio	395	Tracking Indicator Only		1320	Tracking Indicator Only		

Gedling Borough Council										
LI276 Percentage of food premises scoring 4 or 5 in the national food hygiene rating scheme	Environment	Public Protection Portfolio	96%	95%		96%	95%			
LI346 Percentage of fly tipping incidents removed within 10 working days	Environment	Public Protection Portfolio	98.23%	98%		98.18%	98%			
LI076 Level of All Crime across Gedling Borough rate per 1000 population	Environment	Public Protection Portfolio	12.42	Tracking Indicator Only		13.35	Tracking Indicator Only			
LI081 Level of recorded anti-social behaviour across Gedling Borough (per 1000 population)	Environment	Public Protection Portfolio	2.72	Tracking Indicator Only		3.73	Tracking Indicator Only			

LI 314 Number of rented households with health and safety hazards that fall below the minimum legal standard that have been remediated following the council's intervention	Environment	Public Protection Portfolio	18	5		87	20		
---	-------------	-----------------------------	----	---	---	----	----	---	---